

# FIXED AUTOMATIC HOSE REELS IN PAINTED STEEL FOR AIR-WATER 20 bar

Equipped with:

- Blue polyurethane ether-based hoses
- Nickel-plated brass or galvanized steel connections
- Brass 90° swivelling joint
- Viton® seals



**F-400**

Article	L. hose	Ø hose	Max pressure	Inlet-Outlet
070-1201-300	without hose	-	-	F1/2"G - M3/8"G
070-1201-400	without hose	-	-	F1/2"G - M1/2"G
070-1201-215	15 m	8x12	20 bar	F1/2"G - M1/4"G gir.
070-1201-220	20 m	8x12	20 bar	F1/2"G - M1/4"G gir.
070-1201-310	10 m	10x14	20 bar	F1/2"G - M3/8"G
070-1201-315	15 m	10x14	20 bar	F1/2"G - M3/8"G
070-1201-410	10 m	13x19	20 bar	F1/2"G - M1/2"G



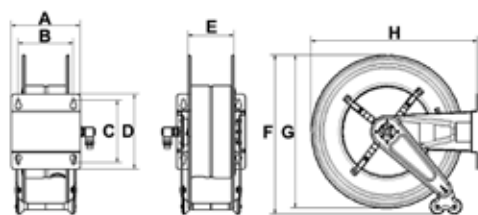
**F-460**

Article	L. hose	Ø hose	Max pressure	Inlet-Outlet
070-1301-300	without hose	-	-	F1/2"G - M3/8"G
070-1301-400	without hose	-	-	F1/2"G - M1/2"G
070-1301-320	20 m	10X14	20 bar	F1/2"G - M3/8"G
070-1301-415	15 m	13X19	20 bar	F1/2"G - M1/2"G
070-1301-418	18 m	13X19	20 bar	F1/2"G - M1/2"G






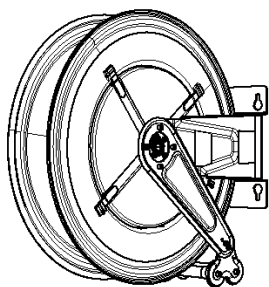
**F-550**

Article	L. hose	Ø hose	Max pressure	Inlet-Outlet
070-1401-400	without hose	-	-	F1/2"G - M1/2"G
070-1401-420	20 m	13X19	20 bar	F1/2"G - M1/2"G
070-1401-425	25 m	13X19	20 bar	F1/2"G - M1/2"G

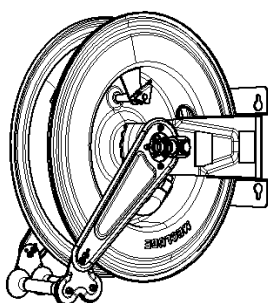


## OVERALL DIMENSIONS FIXED VERSION

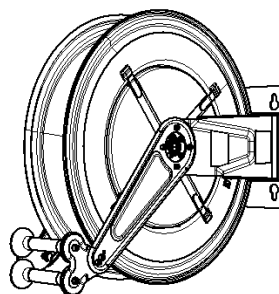
Mod.	A	B	C	D	E	F	G	H			
F-400	158	120	168	192	95	460	400	435	15,90<17,90	0,084	1
F-460	158	120	168	192	95	490	460	490	17,40<20,74	0,094	1
F-550	200	150	225	270	120	590	550	600	23,50<28,00	0,130	1



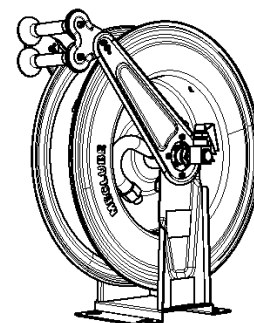
Wall application with internal output hose



Wall application with external output hose



Wall and ceiling application with frontal output hose



Application bench with frontal output hose